



wMobile 2.0

New Functionality and Tools

- Change from Microsoft .Net 1.1 to 3.5
- Support for 32 and 64 editions of Windows 2008 and Windows 2008 Small Business Server
- Support for SSL Encrypted Email and GMAIL accounts
- Support for GoldMine Alarms
- Full Opportunity Manager Support
- Ability to email linked documents as attachments
- Ability to customize main contact screens with user defined fields
- Ability to clone contacts into new records
- Ability to file email to any unlinked contact
- Improved 1-Click login setup
- HTML Email Support



- Product is available to download as of 3/21/2010 to all customers current on software maintenance.
- Download link is published on wMobile product web page at www.w-systems.com



- Windows 2008 Fully Supported
 - All Editions
 - 32 bit and 64bit
- Microsoft .NET 3.5



Windows Server 2008 R2

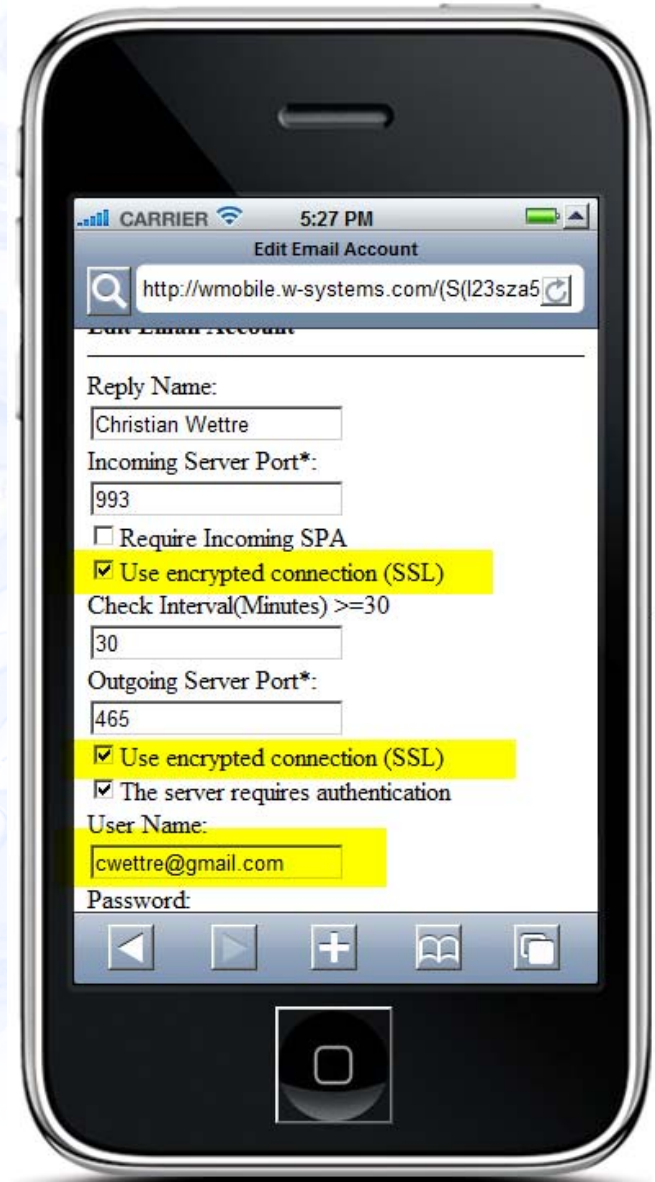


Windows
Small Business Server

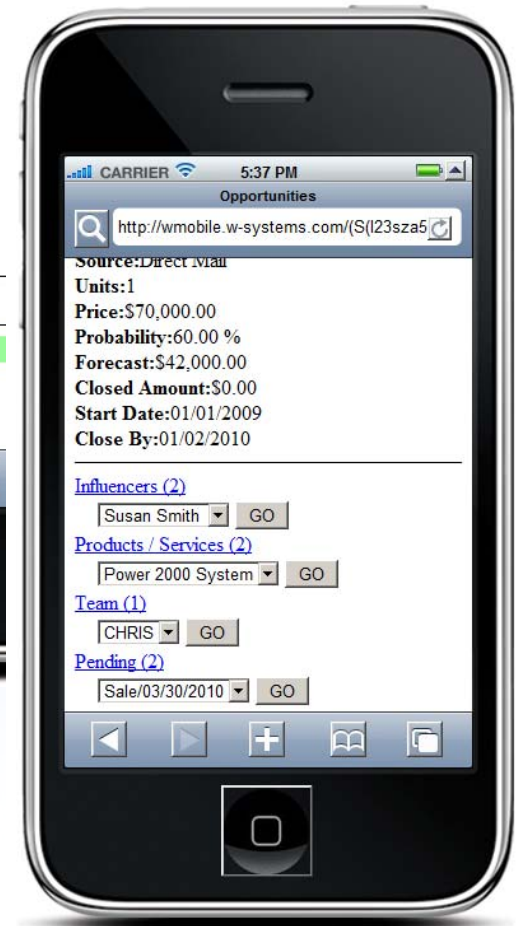
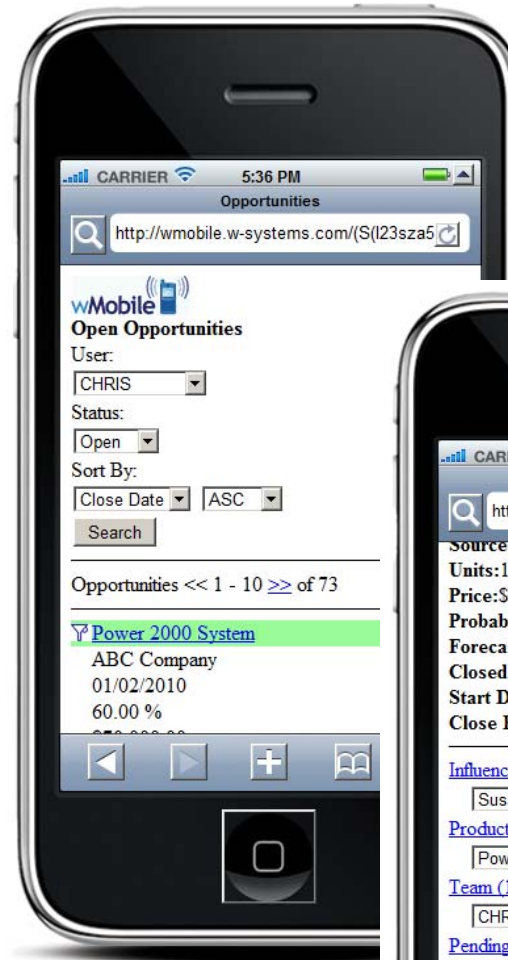


Microsoft®
.NET

- wMobile supports email server that require Secure Socket Layer SSL encrypted connections.
- This type of connection is required by many organizations as well as Google for customers with GMAIL mail accounts.



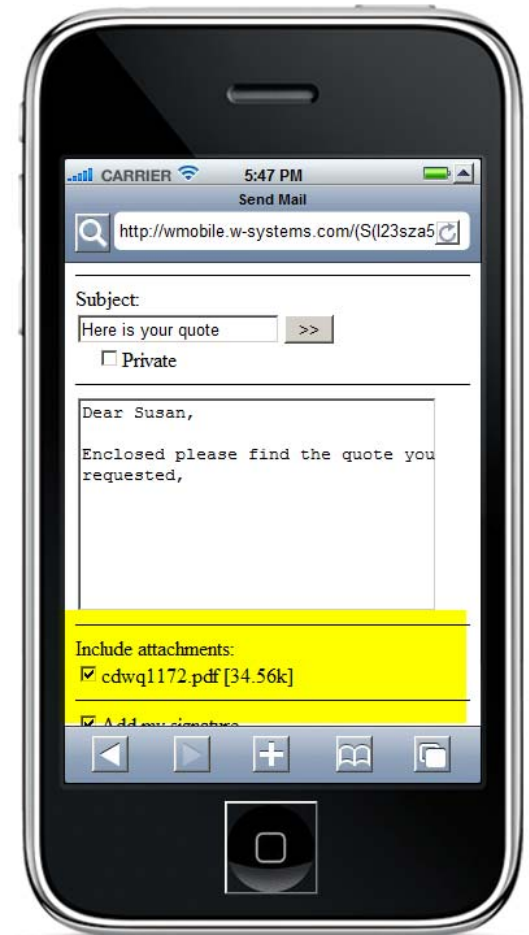
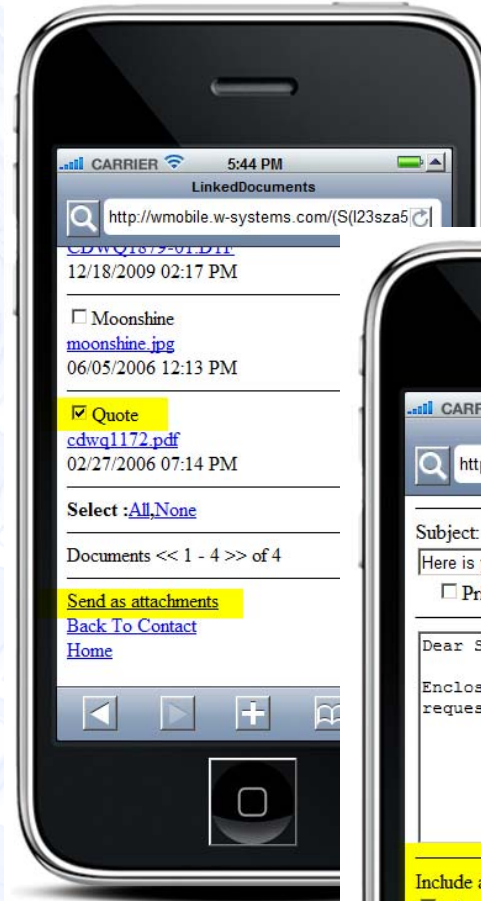
- wMobile supports full opportunity management
- User can add, update and close (win, lose) opportunities
- Opportunities can be reviewed and edited for information about
 - Influencers
 - Products and Services Mix
 - Forecast Terms
 - Competitors
 - Issues
 - Team Members
 - Pending Activities and Tasks
 - Activity History
 - Linked Documents



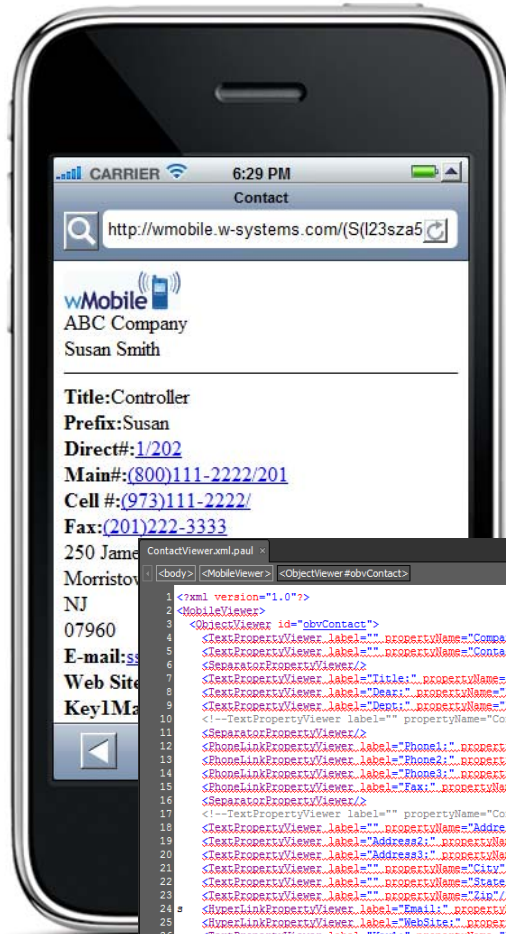
- Pending alarms are now displayed in **red** on the top of the main menu.



- Any file linked to a contact on the server can now be emailed via wMobile to any contact



- Contact pages can now be customized using a XML configuration file
- Location:
IProgram Files\W-Systems\wMobile\conf\UI\CustomForms
- File name:
ContactViewer.xml



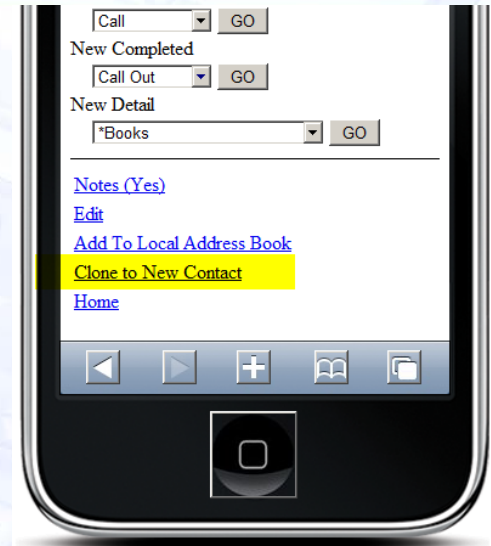
```

ContactViewer.xml.paul x
1 <body> <MobileViewer> <ObjectViewer #objContact>
2 <xml version="1.0" />
3 <MobileViewer>
4 <ObjectViewer id="objContact">
5 <TextPropertyViewer_label="" propertyName="Company" />
6 <TextPropertyViewer_label="" propertyName="Contact" />
7 <SeparatorPropertyViewer />
8 <TextPropertyViewer_label="Title:" propertyName="Title" />
9 <TextPropertyViewer_label="Deart:" propertyName="Deart" />
10 <TextPropertyViewer_label="Dept:" propertyName="Department" />
11 <!--TextPropertyViewer_label="" propertyName="Contact"/-->
12 <SeparatorPropertyViewer />
13 <PhoneLinkPropertyViewer_label="Phone1:" propertyExpression="{Phone1/{Exr11}_phonePropertyNames="Phone1" />
14 <PhoneLinkPropertyViewer_label="Phone2:" propertyExpression="{Phone2/{Exr21}_phonePropertyNames="Phone2" />
15 <PhoneLinkPropertyViewer_label="Phone3:" propertyExpression="{Phone3/{Exr41}_phonePropertyNames="Phone3" />
16 <PhoneLinkPropertyViewer_label="Faki:" propertyName="Fak" phonePropertyNames="Fak" />
17 <SeparatorPropertyViewer />
18 <!--TextPropertyViewer_label="" propertyName="Contact"/-->
19 <TextPropertyViewer_label="" propertyName="Address1" />
20 <TextPropertyViewer_label="Address2:" propertyName="Address2" />
21 <TextPropertyViewer_label="Address3:" propertyName="Address3" />
22 <TextPropertyViewer_label="" propertyName="City" />
23 <TextPropertyViewer_label="" propertyName="State" />
24 <TextPropertyViewer_label="" propertyName="Zip" />
25 <HyperLinkPropertyViewer_label="Email:" propertyName="Email" navigateUrl="SendMailPage.aspx?Action=3_CampAccountNew{HexAccou" />
26 <HyperLinkPropertyViewer_label="Website:" propertyName="Website" navigateUrl="{Website" />
27 <TextPropertyViewer_label="Key1:" propertyName="Key1" />
28 <TextPropertyViewer_label="Key2:" propertyName="Key2" />
29 <TextPropertyViewer_label="Key3:" propertyName="Key3" />
30 <TextPropertyViewer_label="Key4:" propertyName="Key4" />
31 <TextPropertyViewer_label="Key5:" propertyName="Key5" />
32 <TextPropertyViewer_label="Training_Type:" propertyName="TRAINING" />
33 </ObjectViewer>
34 </MobileViewer>
35 <MobileMenu id="mmcContact" >
36 <MenuItem_Type="builder" Text="Contact Menu Items" Value="Mobile.Web.Menus.PrimaryContactMenuBuilder" Visible="True" />
37 <MenuItem_Type="item" Text="Home" Value="HomePage.aspx" Visible="True" />
38 </MobileMenu>

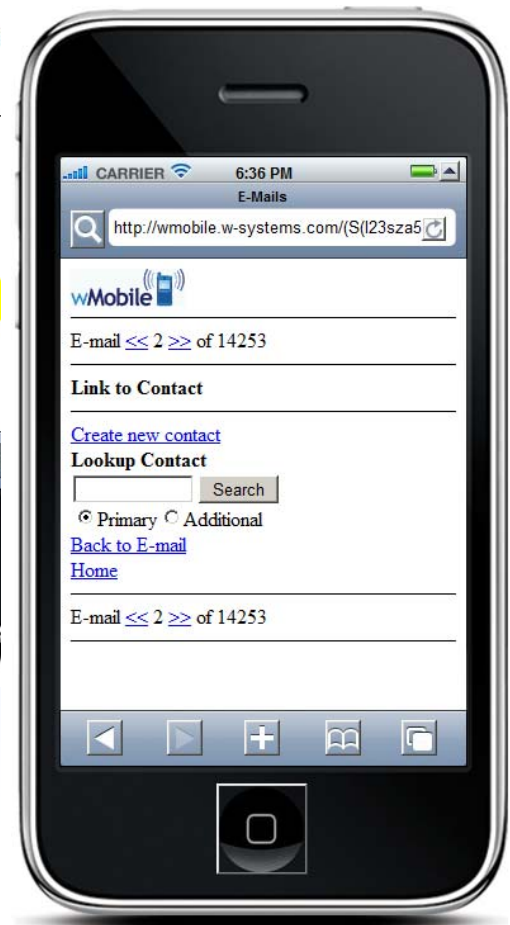
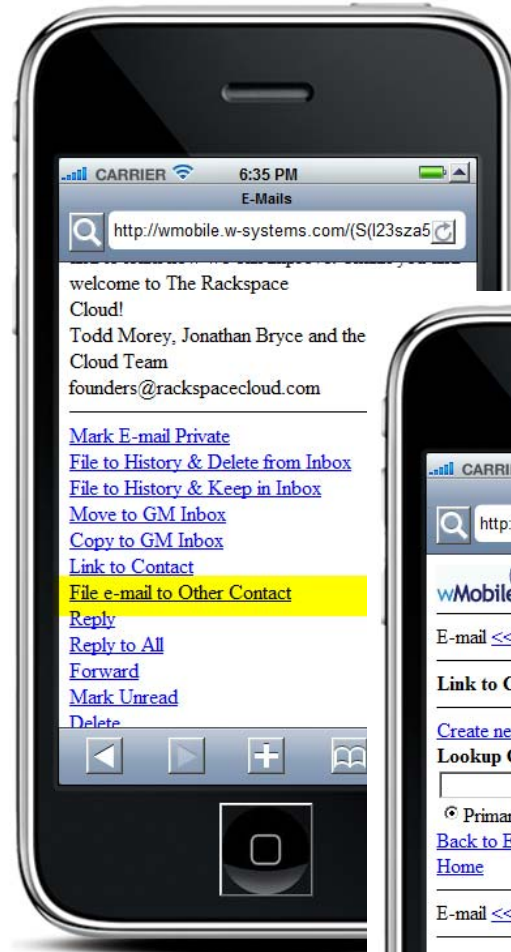
```

Clone Contact to New Record

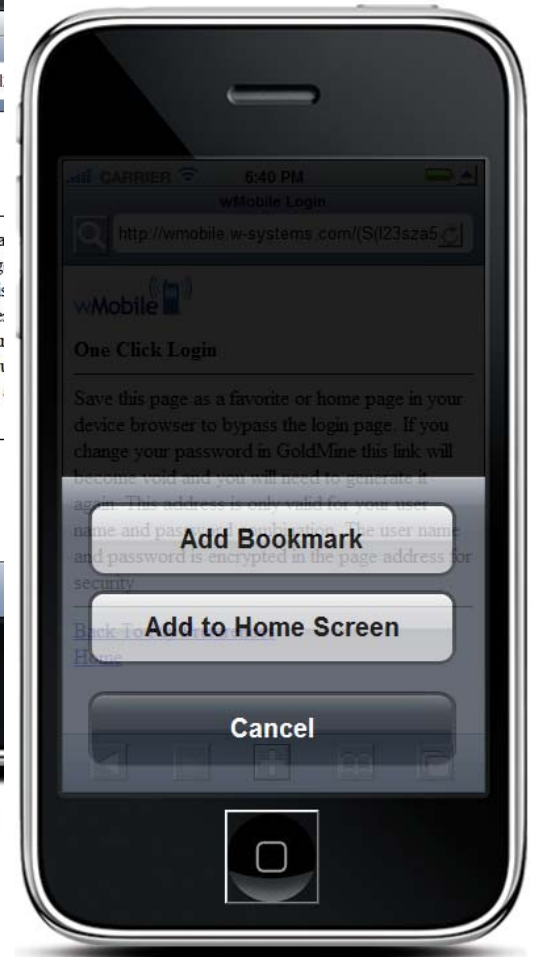
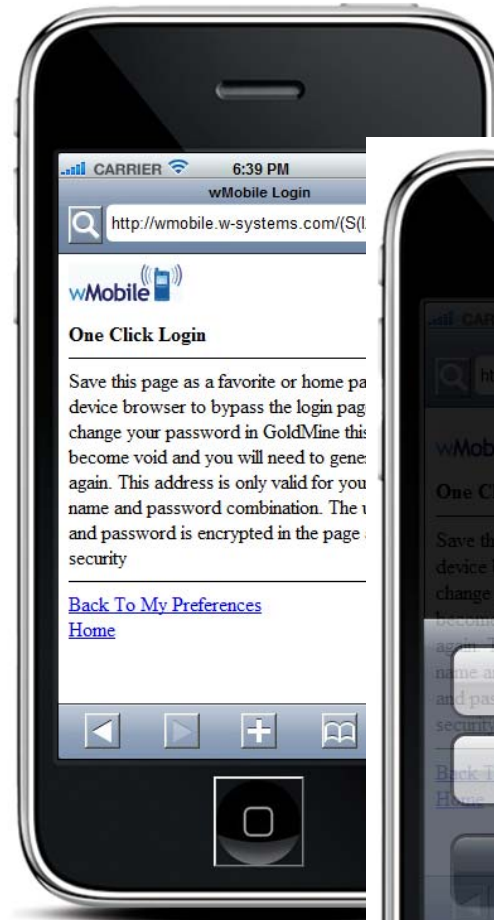
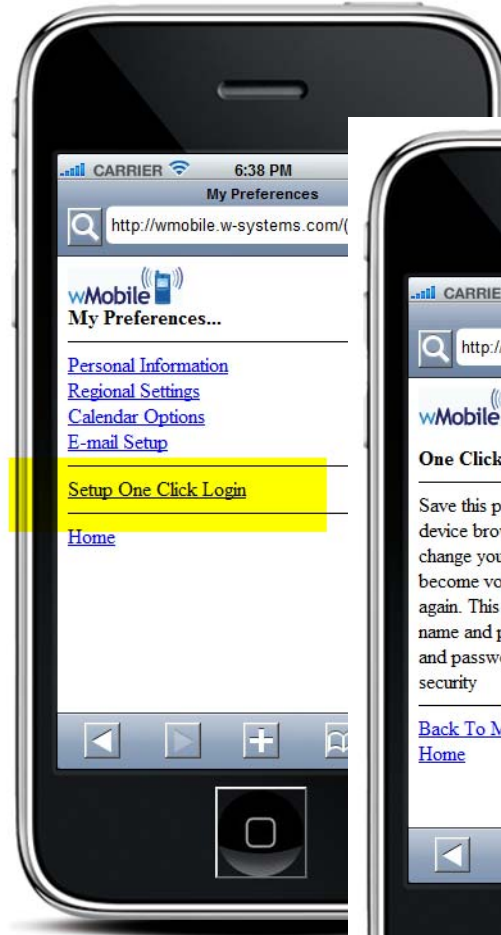
- For convenience now a user can clone the currently viewed record into a new contact record when adding additional contacts at the current organization



- Sometimes you want to add an email to the history of someone else than the person who sent you the email. wMobile users can now file any email to any contacts history without re-linking the email address.



- wMobile 1-Click login is an important time saver and now it is easier to configure on the device
- Just save the 1-click page as your bookmark or add to the Home Screen (on iPhone)



- wMobile automatically converts all email to plain text to save bandwidth and to simplify screen representations on small screens BUT sometimes users need to see the actual HTML formatted email.
- wMobile now allows user to show email in original HTML format

